

SAMPLE CONTENT

blossom



Mathematics

WORKBOOK

As per CCE pattern

BASED ON NEW TEXTBOOK

Jan. 2020					
S	7	14	21	28	
M	1	8	15	22	29
T	2	9	16	23	30
W	3	10	17	24	31
T	4	11	18	25	
F	5	12	19	26	
S	6	13	20	27	



STD. I

Target Publications® Pvt. Ltd.

Index

Part 1

1	Small - Big	1
2	Behind - In front of	3
3	Above - Below	5
4	Earlier - Later	6
5	One - Many	8
6	Find the difference	10
7	Understand and write 1	11
8	Understand and write 2	13
9	Understand and write 3	15
10	Understand and write 4	17
11	Understand and write 5	19
12	Understand and write 6	21
13	Understand and write 7	23
14	Understand and write 8	25
15	Understand and write 9	27
	• Test - 1	30
16	Introduction and writing of Zero	32
17	Less - More	36
18	Increasing - Decreasing order	39
19	Let us 'Add'	41
20	Let us learn subtraction	50
21	Introduction and writing of 10	54
22	Let us learn 'Tens'	55
23	Introduction and writing of 11 to 20	56
24	Steps of 'Ten'	60
25	Coins and currency notes	62
	• Test - 2	64





Part 2

- 26 Introduction and writing of 21 to 30 67
- 27 Introduction and writing of 31 to 40..... 69
- 28 Introduction and writing of 41 to 50 71
- 29 Introduction and writing of 51 to 60 73
- 30 Introduction and writing of 61 to 70 75
- 31 Introduction and writing of 71 to 80 77
- 32 Introduction and writing of 81 to 90 79
- 33 Introduction and writing of 91 to 99 81
- 34 Introducing Hundred 83



- 35 Addition - upto 20 84
- 36 Addition by counting forward..... 86
- 37 Patterns 88
- Test - 3 90
- 38 In-Out, Broad - Narrow 92
- 39 Identifying shapes 94
- 40 Long - Short 95
- 41 Longest-Shortest..... 97





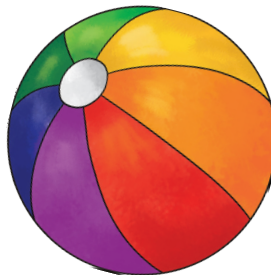
- 42 Tall-Short..... 98
- 43 Tallest- Shortest..... 99
- 44 Heavy-Light 101
- 45 Near - Far 102
- 46 Left - Right 103
- 47 Less time- More time 104
- 48 What is next? 105
- 49 Let us measure 107
- 50 Days of a week 108
- 51 Let us observe and understand... 109
- Test - 4 110



These are Small

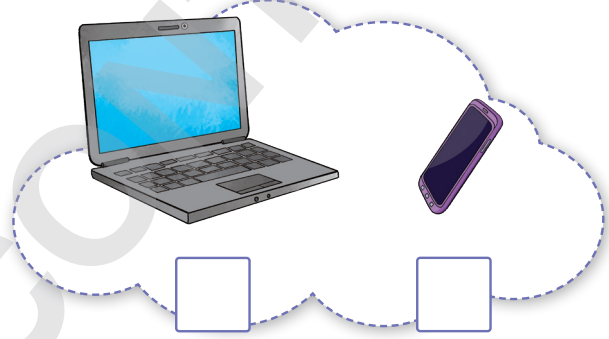




These are Big

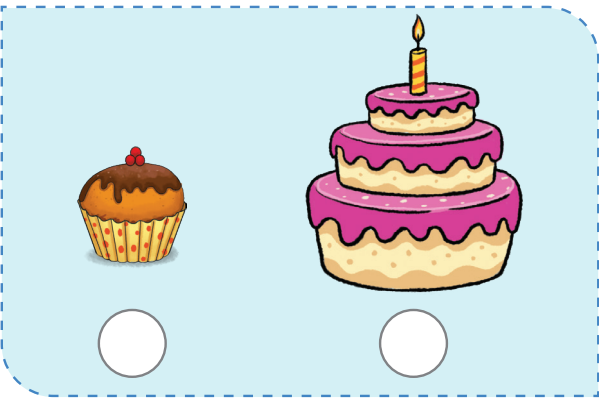


1 Colour the as per the instructionsColour the below
the smaller clockColour the below
the bigger ball



2 Identify and write **S** for smaller and **B** for bigger in the boxes below the two objects/animals




3 Which size would you like? Place a on your choice




T E S T - I

1 Place a below the bigger object





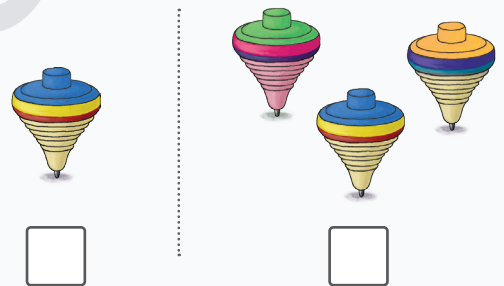
2 Place a beside the frog that is behind the stone



3 Encircle the object above the cup




4 Place a below the picture showing many objects



5 Draw five and colour them

6 Place the string in such a way that seven frogs will fall in its loop





7 Fill the missing numbers on these stars





8 Strike off the incorrect word




Sudha wore her socks **earlier / later**.

Earlier / Later she wore her shoes.




9 An elephant has only _____ trunk.

10 Turn your book upside down and draw '6' in the box. Now again, turn the book upside down. What number do you see?



Range of products for Std. I



English Balbharati
Workbook




Mathematics
Workbook




Computers


BUY NOW




Environmental Studies




Hindi Gyanvatika



Grammar Book



Vocab Builder



Jumbo colouring books



Drawing and Colouring